

hem

+1cm (3/8")

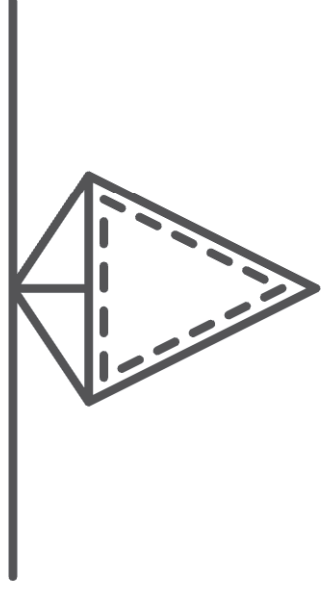
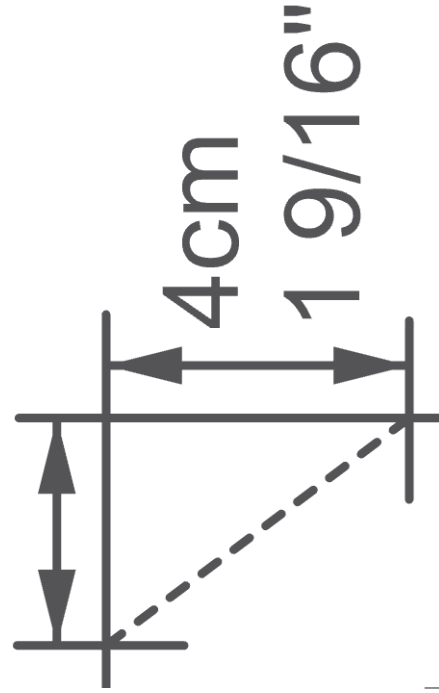
per size each side

2 MK2

1 FABRICS

3cm

1 3/16"



Finished nose piece stitching

Initial nose piece stitching

them so the people you supply know what will fit them.

50-52	52-54	54-56	56-58
20 3/4-20 1/2"	20 1/2"-21 1/4"	21 1/4"-22"	22"-22 3/4"
6	7	8	9
Green	Blue	White	Black

ig the seam at the back in or adding a dart .

facegaiter.org

irn hem



8mm (5/16") Single turn

51cm

20"

de

FACE GAITEI POLYESTER KNI-

TOP FOLD LINE

% Stretch



etch Range Limit)

r single turn fold

pi

in the 5-8 size range

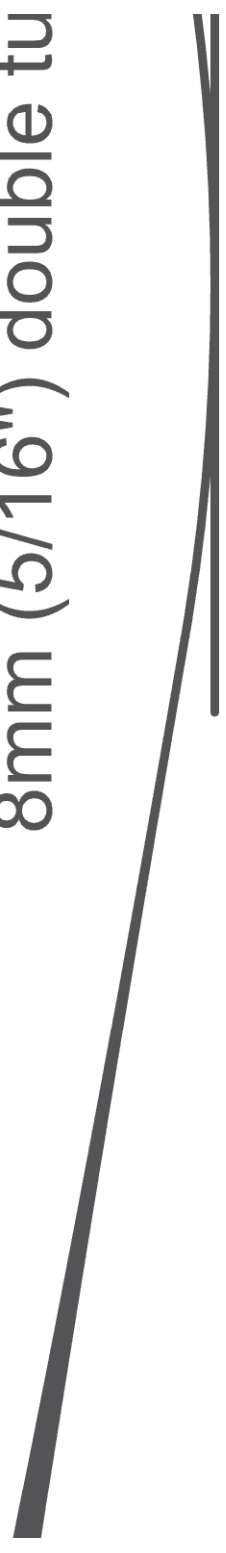
part – If you can make face gaiters use this chart to size t

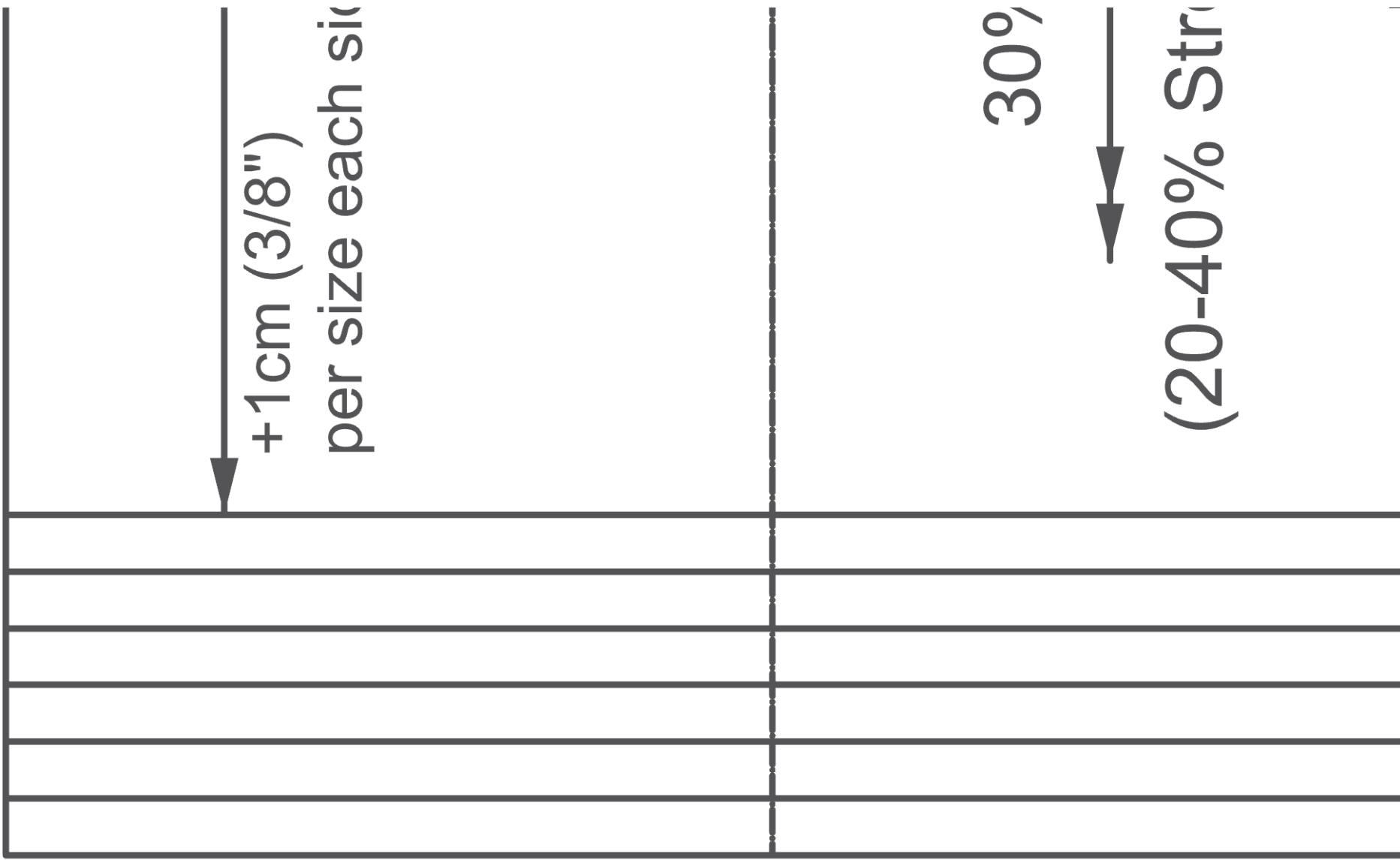
cm)	44-46	46-48	48-50
inch)	17 1/2"-18 1/4"	18 1/4"-19"	19"-19 3/4"
inch fabric)	3	4	5
(label or stitching)	Red	Orange	Yellow

Tip: larger sizes can be made smaller by takir

#MadeByBritain www.madebybritain.com

BOTTOM
8mm (5/16") double tu





+1cm (3/8")
per size each size

30%
(20-40% Str)

Finish line for

Most adults will be
Universal Size Chart

Measurement ()
()

ISX Size (30% stretch)

Colour code for size
small patch of visible

9 8 7 6 5 4 3