


de

27 cm

(10 1/2")



18cm  
(7")

5cm  
(2")

1"

---

hem

---

+1cm (3/8")  
per size each side

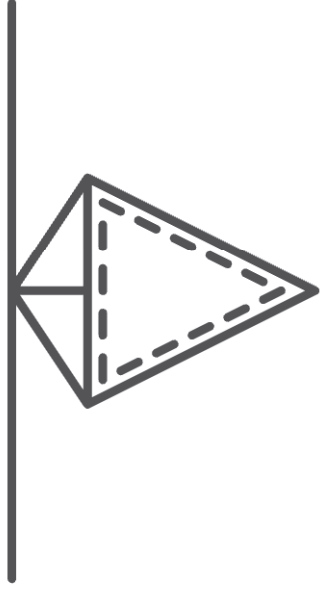
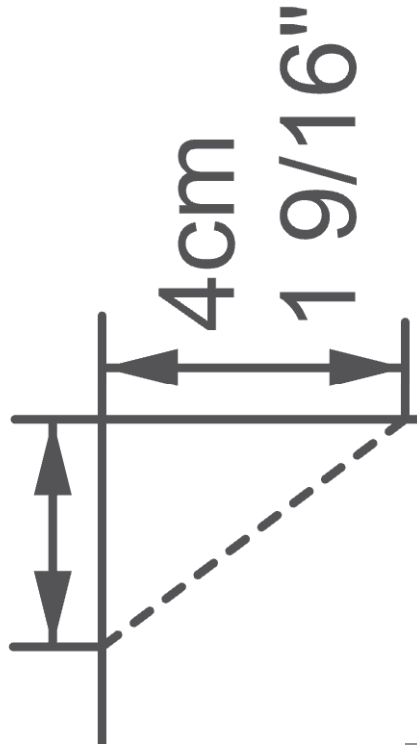
---

# IR MK2 T FABRICS

---

3cm

1 3/16"



# Finished nose piece stitching

## Initial nose piece stitching

Choose them so the people you supply know what will fit them.

50-52	52-54	54-56	56-58
19 3/4-20 1/2"	20 1/2"-21 1/4"	21 1/4"-22"	22"-22 3/4"
6	7	8	9
Green	Blue	White	Black

Turn the seam at the back in or adding a dart .

turn hem



---

8mm (5/16") Single turr

---

51cm  
20"

side

FACE GAITE  
POLYESTER KNI

---

TOP FOLD LINE

0% Stretch



Stretch Range Limit)

---

# for single turn fold


be in the 5-8 size range

Chart – If you can make face gaiters use this chart to size

Foot length (cm)	44-46	46-48	48-50
(inch)	17 1/2"-18 1/4"	18 1/4"-19"	19"-19 3/4"
Number of rows of stretch fabric)	3	4	5
Color (label or visible stitching)	Red	Orange	Yellow

Tip: larger sizes can be made smaller by taking

**BOTTOM**  
8mm (5/16") double knit



+1 cm (3/8")  
per size each

3

(20-40%  $\varnothing$ )

Finish line

Most adults will  
Universal Size

Measureme

ISX Size (30% ;

Colour code for s  
small patch of vis

9876543